



BA-DETECT
INVESTIGATION SYSTEMS

PBNBRMSK
Microphone, dictaphone and voice recorder
jammer
Boardroom/Office Microphone Suppression Kit
BRMSK

User Manual





This User Manual includes key features, operating instructions, intended use, maintenance, repair, storage and transportation of microphone, dictaphone and voice recorder scrambler "Boardroom Microphone Suppression Kit (hereinafter – the Device).

The Device is designed to protect conversation areas from eavesdropping. The Device blocks wireless microphones, tape recorders, wired microphones and most of professional digital voice recorders including voice recorders installed in mobile phones (smartphones). Ultrasonic inaudible signal* as well as acoustic speech-like noise signal** are used in jamming eavesdropping devices.

**Ultrasonic pressure level of the operating Device at a distance of 1 meter (3.3 feet) or less may exceed the maximum safety level of emission for people. This may cause unwellness.*

***The manufacturer cannot guarantee that if you use only ultrasonic signal (or insufficient level of acoustic speech-like signal volume) all voice recorders and recording devices will be jammed.*

Before using the Device, please carefully read the present User Manual.

Follow the rules, restrictions and instructions contained in this User Manual in order to increase the lifespan of the Device and to use it more effectively.

1. DEVICE DESCRIPTION AND OPERATION

1. It is a stationary device designed to protect conversation areas from eavesdropping.

1.1.2. Device operating instructions:

- Surrounding air temperature,..... from +5 to 55°C (from 41 to 131°F)
- Relative air humidity at 25°C, %..... up to 98
- Atmospheric pressure..... from 66,6 kPa up to 106,6 kPa (from 500 mmHg up to 800 mmHg)



2. Technical specifications

1. Visual appearance of the Device is shown in Figure 1



Figure 1 – Visual appearance

1.2.2. Device characteristics:

- Dimensions.....180 x 165 x 110 mm (7.0 x 6.5 x 4.3 in)
- Weight.....2 kg (4.4 lb)
- External source of power supply.....12V
- Power consumption.....0,7 A
- Effective (maximum) range of jamming the eavesdropping devices.....up to 7 m (23 ft)
- Effective (optimal) range of jamming the eavesdropping devices.....up to 2 m (7 ft)
- Sound pressure level at 1 m (3.3 ft) distance from the device125 dB

3. Device components

1. Device components and supplied package are shown in Table 1.

Table 1

No	Description	Quantity
1	Microphone, dictaphone and voice recorder jammer " Boardroom Suppressor "	1
2	External power supply adapter (Euro plug) AC 50-60Hz, 110/220V	1
3	Individual packaging	1
4	User Manual	1



4. Structure and functioning

1. Location of the Device's main parts is shown in Figure 2.

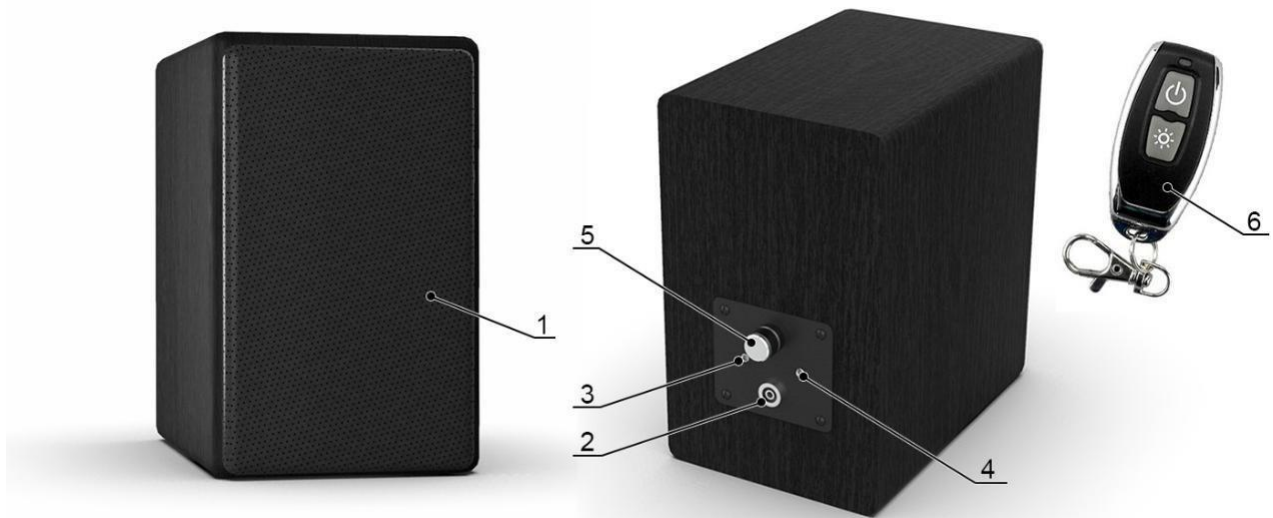


Figure 2 - Location of the Device's main parts.

- 1 – front panel with ultrasonic emitters and low-frequency speaker
- 2 – external power supply jack
- 3 – power indicator
- 4 – operation on/off indicator
- 5 – speech-like noise interference volume adjustment knob
- 6 – remote control

1.4.2. The Device runs under command of microcontroller with embedded software.

1.4.3 The Device's transducers emit high frequency sound waves (pattern of the sound is determined by software in accordance with a specially developed algorithm). Additionally, low frequency speaker generates speech-like interference. Its volume can be adjusted.

1.4.4. The Device is powered by the supplied external power source.

2. INTENDED USE

1. Operating restrictions



1. Ultrasonic pressure level of the operating Device at a distance of 1 meter (3.3 feet) or less may exceed the maximum safety level of emission for people according to sanitary regulations, that may cause damage to your health.
2. Do not hold the running Device in close proximity to a person's ears - this may cause headaches and temporary hearing loss!
3. Do not damage the ultrasonic transducers that are located behind the Material.
4. Damage of the transducers may cause improper operation of the Device or render it unusable!



- 4. Do not cover or block the front panel while the Device is operating.
- 5. Children must not use the Device!
- 6. Most of the pets (dogs, cats, rodents, etc.) rather painfully react to ultrasonic waves, so please avoid using the Device in their presence when possible.

2. Device usage

1. ON/OFF:

- Connect the external power source to the Device. Then power indicator will start to flash (item 3 in Figure 2);
- Press  button on the remote control. Then green operation on/off indicator will start to flash (item 4 in Figure 2). The Device starts generating inaudible ultrasonic interference;
 - Set the necessary speech-like interference volume level by turning the rotary knob (item 5 in Figure 2);
- Press  button on the remote control in order to switch the Device off.

2. Point the Device’s transducers in the direction of assumed eavesdropping devices (microphones, dictaphones, spy bugs etc.). Optimal range is up to 2 meters (7 feet) from the transducers. Speech-like interference volume should be adjusted so as to hear your interlocutor well. Talking in a low voice is preferable.

3. Do not switch speech-like interference on for inconspicuous use of the Device. However, the Device’s protection level decreases if used without speech-like interference. *The manufacturer cannot guarantee that if you use only ultrasonic signal (or insufficient level of acoustic speech-like signal volume) all voice recorders and recording devices will be jammed.*

3. MAINTENANCE

Maintenance requires cleaning the surface of the Device.

4. TROUBLESHOOTING

Typical problems and possible solutions are specified in Table 2.

Table 2

Problem	Possible reasons	Possible solution
Operation on/off indicator (item 4 in Figure 2) does not flash and the Device doesn’t generate ultrasonic and speech-like interference when the Device is switched on via the remote control.	No power supply	Check your power supply
	The remote control’s battery is discharged	Change the battery in the remote control
	The Device is defective	Take the Device to service center



5. PACKAGING, STORAGE AND TRANSPORTATION

Each device is packed in individual boxes. Devices moving inside the package is not allowed.

Packaged devices can be transported by vehicle or railway in covered trucks or containers, by air in pressurized compartments.

During transportation packages should be protected from precipitation and direct sun rays.

Transportation conditions:

- Surrounding air temperature: from -50 up to 50°C (from -58 up to 122°F);
- Relative humidity: up to 95 % at 25°C;
- Atmospheric pressure: from 84 up to 107 kPa (630 - 800 mmHg);
- Shock acceleration peak value: up to 147 m/s² (15 g), with a duration of shock acceleration 10-15 ms.

The requirements on warning signs must be strictly obeyed when loading and transporting.

6. MANUFACTURER WARRANTY.

1. BA Detect UK work exclusively with Russian manufacturing partner Sititek – Russian Data Leakage Systems manufacturer of innovative electronics is distinguished by the high quality and durability of products. A unique multi-level quality control system is implemented at the plant.

2. Effective Device service period — 5 years.

3. Manufacturer warranty - 12 months from the date of purchase.

4. If the Device fails during the warranty period, the supplier (manufacturer or companies providing maintenance services) should replace or repair it at its own expense.

5. Warranty is voided in the following cases:

- After warranty period expiration;
- Violation of the operation, transportation and storage instructions;
- Mechanical damages causing Device failure after the purchase;
- Manufacturer seal is broken.

6.6 Repair and maintenance of the devices with an expired warranty period is covered at the customer's expense.

Manufacturer has the right to amend and change device characteristics to improve its consumer properties

Manufacturer's technical support: sales@paraben-sticks.co.uk

.
.